

If you have any questions, please contact me at jamie@teachmommyteach.com

Thank you for downloading!

You May:

- use these resources in your own home or classroom for non-commercial use.
- print as many copies as you would like.
- share the website link, <https://teachmommyteach.com/>, where this printable can be found, so that others can download the file.

You May NOT:

- sell, give away, or share a printed copy. Each person should download separately and print.
- print out a copy for multiple teachers, as in an entire school, co-op, or other group. Each teacher should download separately and print.
- link directly to the pdf. Instead, link to the page on <https://teachmommyteach.com/> or <https://teacherspayteacher.com/> where you found the download.
- claim this or any part of this printable as your own.
- alter this printable and claim it as your own.
- host any of the files on your personal or other websites that can be shared with others.
- Upload this resource to any file sharing sites

Credits!! Thank you Speaking of Images and Open Clipart!



<https://www.teacherspayteachers.com/Store/Speaking-Of-Images>



<https://openclipart.org/>

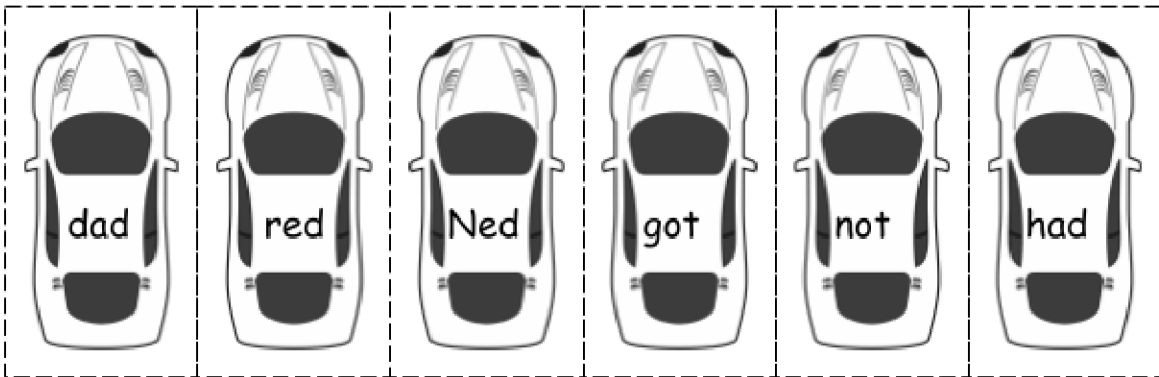
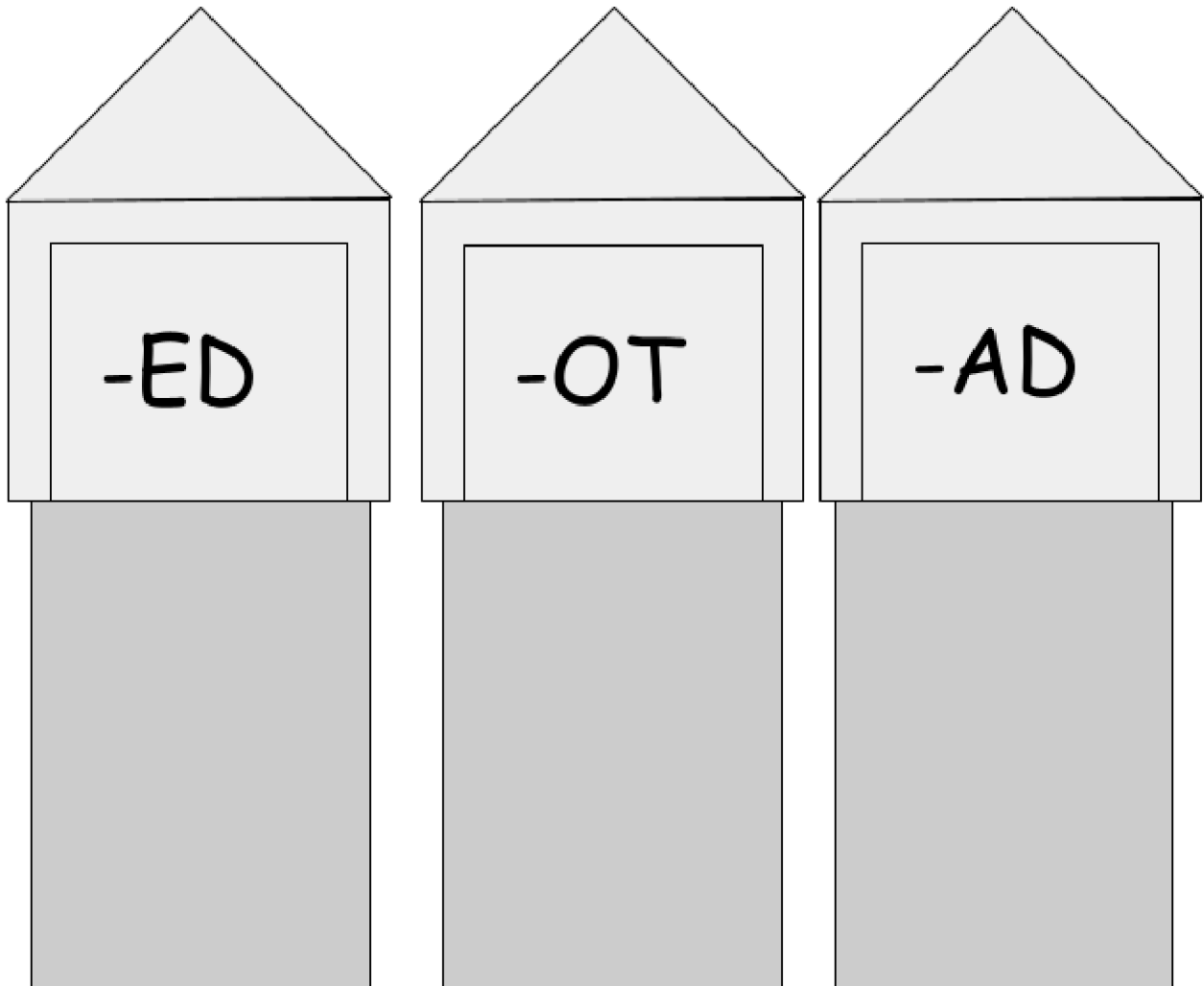
Set 2 Book 9: Go, Bus

Pre-Reading Worksheets

Your child will practice *CVC* words and an *-ill* ending word. Your child will review the high-frequency word *bye*.

Name: _____


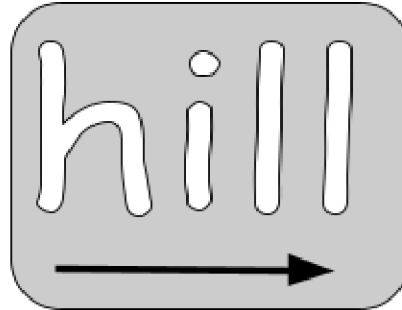
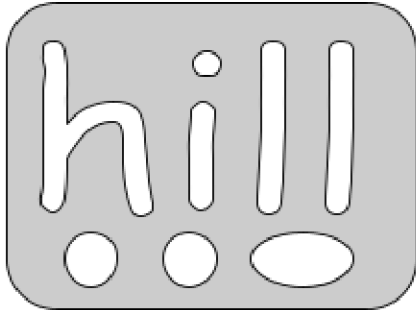
Glue the cars in front of the correct garage.



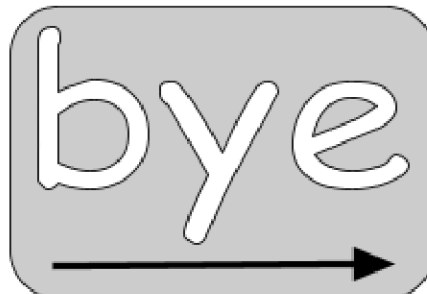
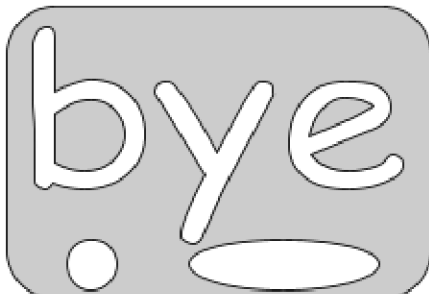

Thank you openclipart.org for the wonderful clipart!

Name: _____

Touch each dot and say the sound the letter(s) represent. Then, touching the arrow, put the sounds together to sound out the word.



YE can represent the **long i** sound. Sound out the following word. The **YE** in this word will represent the **long i** sound.



Set 2 Book 9: Go, Bus

Extra Practice Post-Reading Worksheets

Name: _____


Read the following short story.

Jed got on the bus. Jed sat. Go, bus!

Jill got on the bus. Jill sat. Go, bus!

Jed got off the bus. "Bye-bye."

Jill got off the bus. "Bye-bye."



Thank you openclipart.org for the wonderful clipart!

Set 2 Book 9:

Go, Bus

Answers

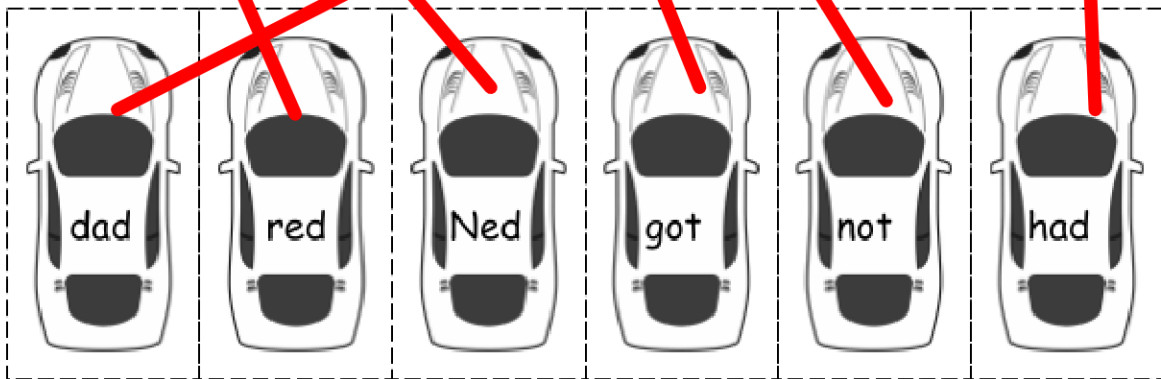
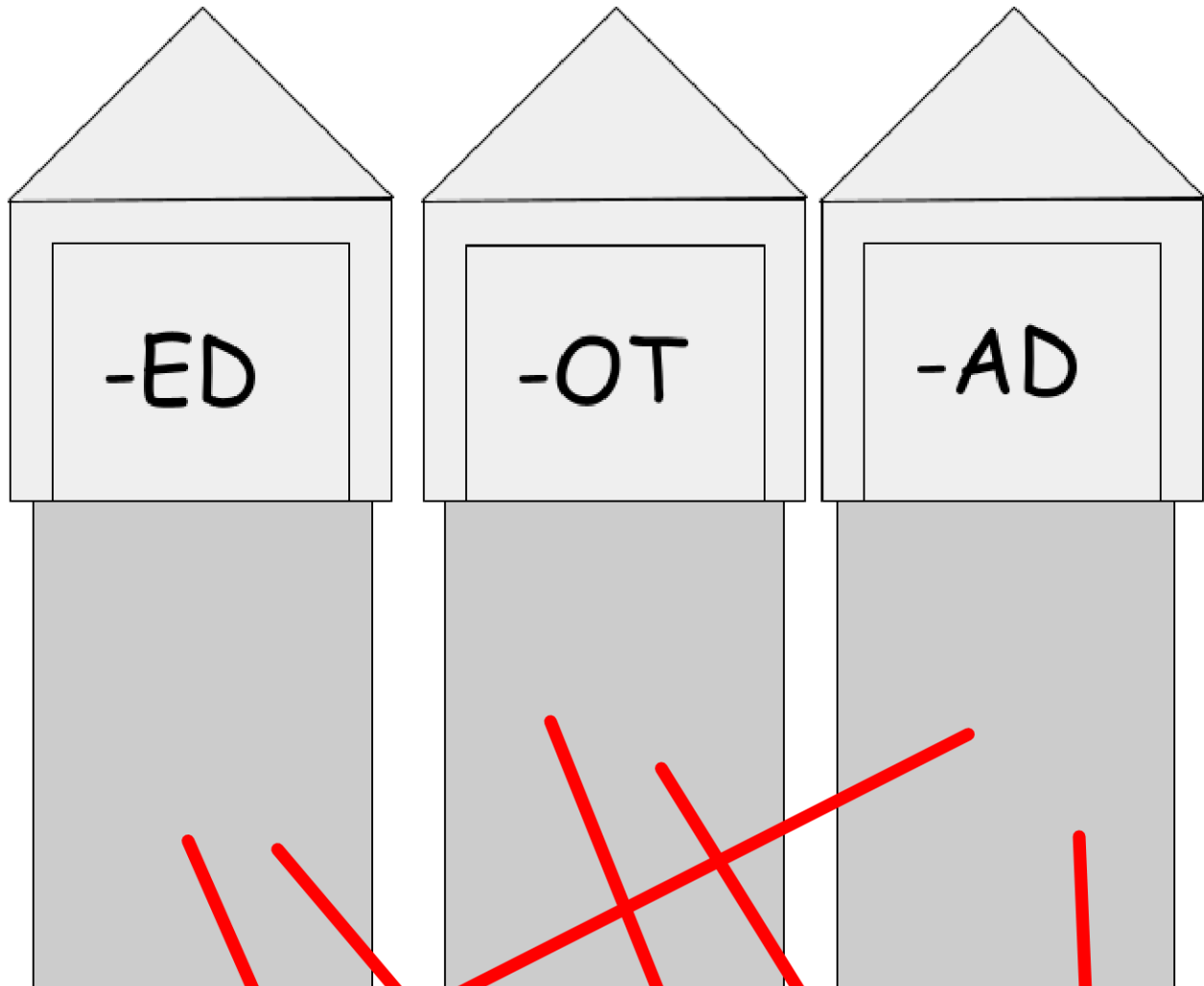
Pre-Reading Worksheets

Your child will practice *CVC* words and an *-ill* ending word. Your child will review the high-frequency word *bye*.

Answers

Name: _____

Glue the cars in front of the correct garage.



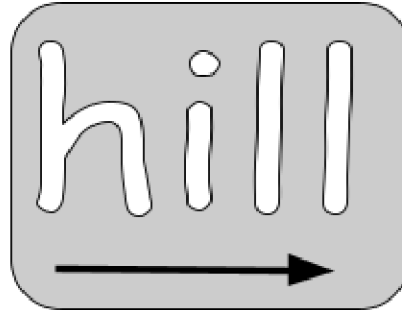
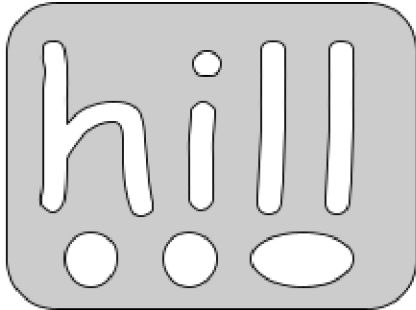
Thank you openclipart.org for the wonderful clipart!

Answers

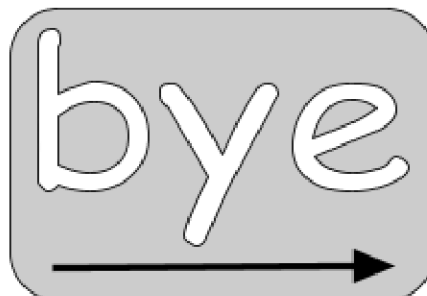
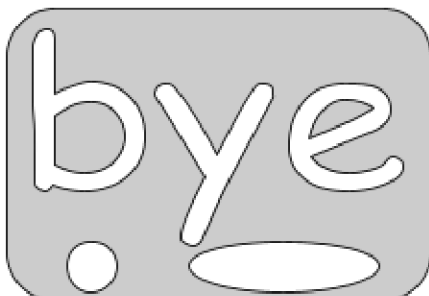

Set 2 Book 9: Go, Bus

Name: _____

Touch each dot and say the sound the letter(s) represent. Then, touching the arrow, put the sounds together to sound out the word.



YE can represent the **long i** sound. Sound out the following word. The **YE** in this word will represent the **long i** sound.



Set 2 Book 9:

Go, Bus

Answers

Extra Practice

Post-Reading Worksheets

Answers

Set 2 Book 9: Go, Bus

Name: _____


Read the following short story.

Jed got on the bus. Jed sat. Go, bus!

Jill got on the bus. Jill sat. Go, bus!

Jed got off the bus. "Bye-bye."

Jill got off the bus. "Bye-bye."



Thank you openclipart.org for the wonderful clipart!